









Date: _____





Name: _____

Worksheet for Finding Dots on Dominos after Counting Mixed Animals

Count the mixed animals and find dots on dominos.

 A group of seven cartoon lions arranged in two rows: three in the top row and four in the bottom row.	 A vertical domino with 7 dots: 4 on the top half and 3 on the bottom half.
 A group of eight cartoon chickens arranged in two rows of four.	 A vertical domino with 8 dots: 4 on the top half and 4 on the bottom half.

 A group of twelve cartoon pufferfish arranged in three rows of four.	 A vertical domino with 12 dots: 6 on the top half and 6 on the bottom half.
 A group of four cartoon whales arranged in two rows of two.	 A vertical domino with 4 dots: 2 on the top half and 2 on the bottom half.

 A group of six cartoon swans arranged in three rows: one in the top row, two in the middle row, and three in the bottom row.	 A vertical domino with 6 dots: 3 on the top half and 3 on the bottom half.
 A group of five cartoon giraffes arranged in two rows: three in the top row and two in the bottom row.	 A vertical domino with 1 dot on the top half and 0 dots on the bottom half.

 A group of four cartoon hippos arranged in two rows: two in the top row and two in the bottom row.	 A vertical domino with 2 dots: 1 on the top half and 1 on the bottom half.
 A group of nine cartoon starfish arranged in three rows of three.	 A vertical domino with 6 dots: 3 on the top half and 3 on the bottom half.

