




Identify Regular 2D Polygons



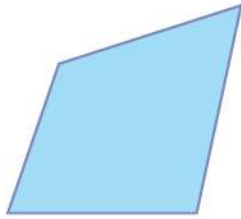
Here are some 2D shapes on the worksheet. Can you write number of sides and polygon type of given 2D shapes?

1.



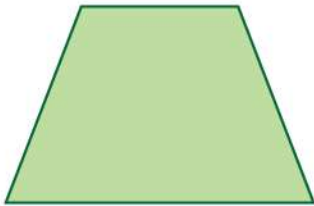
Polygon type : Square
 Number of sides : 4

2.



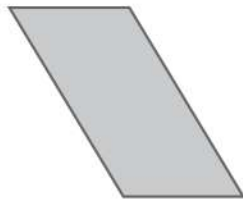
Polygon type : _____
 Number of sides : _____

3.



Polygon type : _____
 Number of sides : _____

4.



Polygon type : _____
 Number of sides : _____

5.




Polygon type : _____
 Number of sides : _____

6.



Polygon type : _____
 Number of sides : _____

7.



Polygon type : _____
 Number of sides : _____

8.



Polygon type : _____
 Number of sides : _____

