




## Identify Regular 2D Polygons



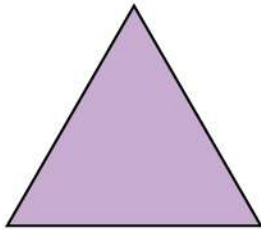
Here are some 2D shapes on the worksheet. Can you write number of sides and polygon type of given 2D shapes?

1.



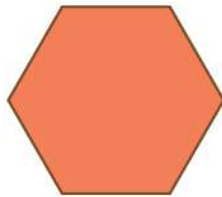
Polygon type : \_\_\_\_\_  
Number of sides : \_\_\_\_\_

2.



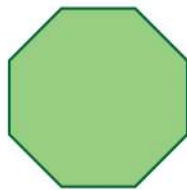
Polygon type : \_\_\_\_\_  
Number of sides : \_\_\_\_\_

3.



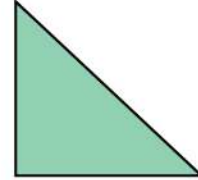
Polygon type : \_\_\_\_\_  
Number of sides : \_\_\_\_\_

4.



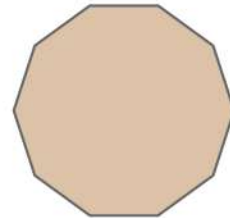
Polygon type : \_\_\_\_\_  
Number of sides : \_\_\_\_\_

5.



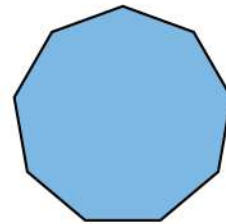
Polygon type : \_\_\_\_\_  
Number of sides : \_\_\_\_\_

6.



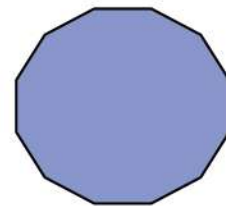
Polygon type : \_\_\_\_\_  
Number of sides : \_\_\_\_\_

7.



Polygon type : \_\_\_\_\_  
Number of sides : \_\_\_\_\_

8.



Polygon type : \_\_\_\_\_  
Number of sides : \_\_\_\_\_

