






Name: _____

Completing Blank Bar Graph from Tally Chart

There are some flowers and birds in a garden. The amount of each those birds and flowers are shown in the tally chart. Create a bar graph after counting the tally. Use ruler to create the chart.

| | | | | |
|---|---|---|---|---|
|  |  |  |  |  |
| / | | / | | / |

