


Date :

Name :




Comparing Tens and Ones Worksheets


Compare numbers and mark them as "<" , ">" or "=" . Also write their tens and ones values.




1 tens 5 ones




1 tens 1 ones




 tens ones



 tens ones



 tens ones



 tens ones

