



Worksheet on Doing Vertical Subtraction with Pictures




$$\begin{array}{r} 12 \\ - 5 \\ \hline \end{array}$$




$$\begin{array}{r} 8 \\ - 4 \\ \hline \end{array}$$




$$\begin{array}{r} 6 \\ - 3 \\ \hline \end{array}$$




$$\begin{array}{r} 5 \\ - 5 \\ \hline \end{array}$$




$$\begin{array}{r} 6 \\ - 2 \\ \hline \end{array}$$



$$\begin{array}{r} 10 \\ - 6 \\ \hline \end{array}$$



$$\begin{array}{r} 9 \\ - 3 \\ \hline \end{array}$$



$$\begin{array}{r} 12 \\ - 6 \\ \hline \end{array}$$

