


Date:

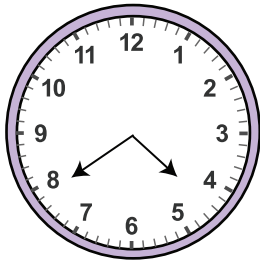
Name:

Cut and Paste Worksheet on Finding Elapsed Time


Cut the time and match them to the matching clock



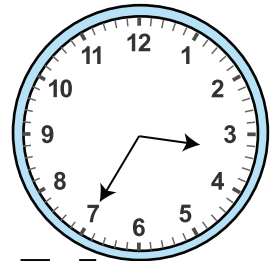
To



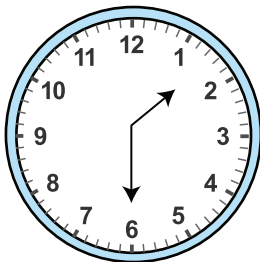
[]
[]



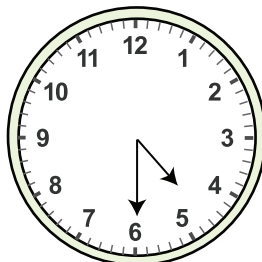
To




[]
[]



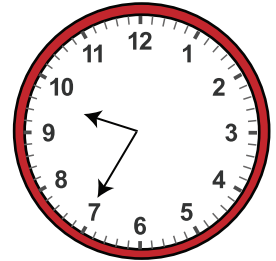
To



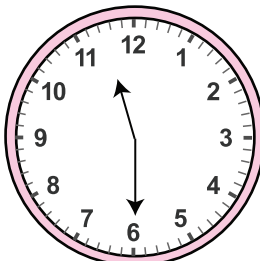
[]
[]




To



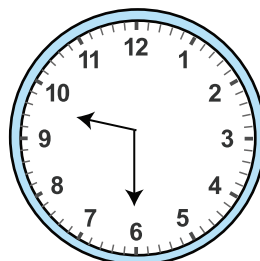
[]
[]




To



[]
[]



To



[]
[]



[10 hours]

[3 hours]

[4 hours]



[10 hours]

[3 hours]

[3 hours]