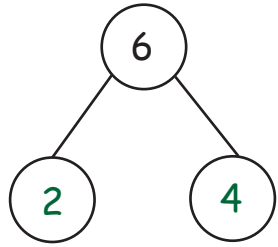



Name :

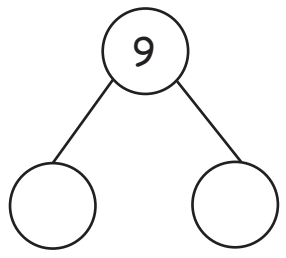

Date :

Number bond Tree Worksheets

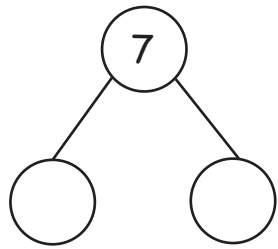

Using the pictures to fill up the number bonds.



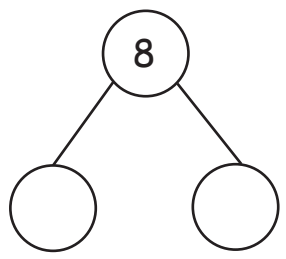

A number bond tree diagram with the number 6 in the top circle. Two lines connect it to two bottom circles containing the numbers 2 and 4.



A number bond tree diagram with the number 9 in the top circle. Two lines connect it to two empty circles at the bottom.



A number bond tree diagram with the number 7 in the top circle. Two lines connect it to two empty circles at the bottom.



A number bond tree diagram with the number 8 in the top circle. Two lines connect it to two empty circles at the bottom.

