


Name :


Date :

Number bond Tree Worksheets


Using the pictures to fill up the number bonds.



A number bond diagram with the number 5 in the top circle and two empty circles below it. To the left, there are 5 illustrations: 2 red crabs and 3 blue jellyfish.



A number bond diagram with the number 10 in the top circle and two empty circles below it. To the left, there are 10 illustrations: 4 white unicorns and 6 pink stars.



A number bond diagram with the number 11 in the top circle and two empty circles below it. To the left, there are 11 illustrations: 5 yellow suns wearing sunglasses and 6 teal stars wearing sunglasses.



A number bond diagram with the number 13 in the top circle and two empty circles below it. To the left, there are 13 illustrations: 6 pink swans and 7 yellow seashells.

