


Name :


Date :

Number bond Tree Worksheets


Using the pictures to fill up the number bonds.




A number bond diagram with the number 15 in the top circle and two empty circles below it. To the left, there are 15 illustrations of seahorses and starfish arranged in two rows: the top row has 7 items and the bottom row has 8 items.



A number bond diagram with the number 12 in the top circle and two empty circles below it. To the left, there are 12 illustrations of starfish and fish arranged in two rows: the top row has 7 items and the bottom row has 5 items.



A number bond diagram with the number 4 in the top circle and two empty circles below it. To the left, there are 4 illustrations of starfish and seahorses arranged in two rows: the top row has 2 items and the bottom row has 2 items.



A number bond diagram with the number 16 in the top circle and two empty circles below it. To the left, there are 16 illustrations of crabs and starfish arranged in two rows: the top row has 8 items and the bottom row has 8 items.

